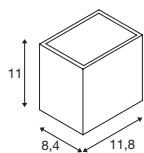
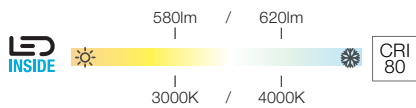


SITRA S
WL, single, eckig

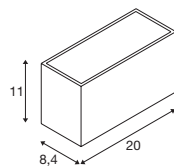
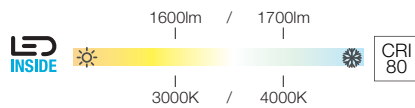
NEW



220-240V ~50/60Hz | 500mA
Systemleistung: 6,2W
Material: Aluminium / Glas

SITRA M
WL, up/down, eckig

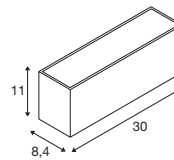
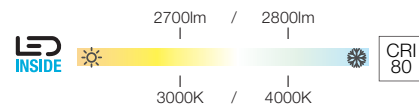
NEW



220-240V ~50/60Hz | 350mA
Systemleistung: 14W
Material: Aluminium / Glas

SITRA L
WL, up/down, eckig

NEW



220-240V ~50/60Hz | 600mA
Systemleistung: 24W
Material: Aluminium / Glas



		A → G
1005148, 1005149, 1005150	580/620lm 3000/4000K	A → G



		A → G
Up/Down	800/850lm 3000/4000K	A → G



		A → G
Up/Down	1350/1400lm 3000/4000K	A → G

Variante	Art. Nr.
580/620lm 3000/4000K CRI80	
■ anthrazit	1005148
580/620lm 3000/4000K CRI80	
□ weiß	1005149
580/620lm 3000/4000K CRI80	
■ rost	1005150

Variante	Art. Nr.
Up: 800/850lm 3000/4000K CRI80	
Down: 800/850lm 3000/4000K CRI80	
■ anthrazit	1005151
Up: 800/850lm 3000/4000K CRI80	
Down: 800/850lm 3000/4000K CRI80	
□ weiß	1005153
Up: 800/850lm 3000/4000K CRI80	
Down: 800/850lm 3000/4000K CRI80	
■ rost	1005154

Variante	Art. Nr.
Up: 1350/1400lm 3000/4000K CRI80	
Down: 1350/1400lm 3000/4000K CRI80	
■ anthrazit	1005155
Up: 1350/1400lm 3000/4000K CRI80	
Down: 1350/1400lm 3000/4000K CRI80	
□ weiß	1005156
Up: 1350/1400lm 3000/4000K CRI80	
Down: 1350/1400lm 3000/4000K CRI80	
■ rost	1005157