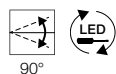
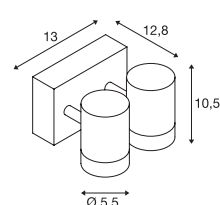
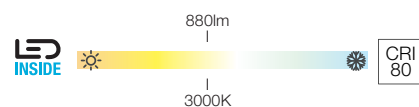
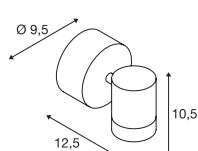
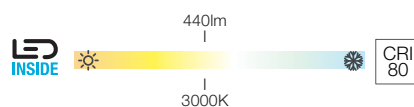


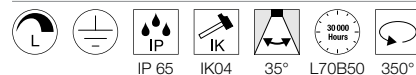




233245 685

HELIA
CW, single, PHASEHELIA
CW, double, PHASE

220-240V ~50/60Hz | 500mA
Systemleistung: 6,5W
Material: Aluminium / Glas



220-240V ~50/60Hz | 500mA
Systemleistung: 13W
Material: Aluminium / Glas



1004653 684



		A → G
233245	440lm 3000K	A t G E



Abstandshalter
Art. Nr. 1002853

Variante	Art. Nr.
440lm 3000K CRI80 ■ anthrazit	233245



		A → G
233255	880lm 3000K	A t G E



Abstandshalter
Art. Nr. 1002853

Variante	Art. Nr.
880lm 3000K CRI80 ■ anthrazit	233255